

## **Analysis of the Impacts of Rural-Urban Migration on Socioeconomic Development of Rural Communities of Southeastern Nigeria**

Chukwuedozie K. Ajaero  
Ignatius Ani Madu

### **Abstract**

This paper examines the selectivity of migrants, and spatially quantifies the impacts of rural-urban migration on socioeconomic development of rural communities of Southeastern Nigeria. Data for the study were generated using questionnaire and key informant interviews. Fifteen (15) local government areas (LGAs) were randomly selected for this study and each of the LGAs represents a geopolitical zone out of the three geopolitical zones in each state of Nigeria. From each of the LGAs, fifty (50) migrant-sending rural households were randomly selected and used for the study totalling seven hundred and fifty (750) households. Descriptive statistics were used to highlight the pattern of rural-urban migration, and multiple regression analysis used to estimate the impacts of migration on socioeconomic development in the study area. In addition, Chi-square and Kruskal Wallis tests were used to examine the relationships between the impacts of the migration and various locations in the study area. The results of the analyses show that rural out-migration is selective of males, especially those aged between 20-39 years. Migration also contributes significantly, but in different magnitudes towards socioeconomic development across the states in the study area. The results of this study also categorized the study area into areas of relatively low, moderate and high impacts of rural-urban migration. Based on the findings, recommendations such as meeting the infrastructural needs of the rural communities are made.

**Keywords:** Impacts, rural-urban, rural communities, migration, Southeastern Nigeria

### **Introduction**

Migration has continued to impact on human societies ever since it became a driving factor of development in different regions of the world. Its importance to human society largely results from the various impacts of migration, which researchers have broadly grouped into demographic, social, economic, political and health impacts (Hossain, 2001). These impacts of migration occur at both the migrants' places of origin and places of destination depending on the nature and duration of movement. Of greatest importance with regards to the impacts of migration however, is the issue of remittances to migrants' places of origin (Adams, 2006a,b). Consequently, migration which was once viewed as a graphic indicator of the failure of development is now seen as a potential contributor, or indeed, panacea for development. Such views are particularly evident in the publications of international financial institutions such as the World Bank, bilateral aid agencies as

well as a growing number of national governments leading to an emerging consensus that countries can co-operate to create “triple wins”: for migrants, for their areas of origin, and for the societies that receive them (International Organization for Migration (IOM, 2009). Consequently, the nexus between migration and development has remained an issue under rigorous academic debate (de Sherbinin, 2006; World Bank, 2007 ; Ajaero, 2011). Therefore the process of people migrating to other areas in search of a better life is not a novel one. What has however gained currency is the increasing voluntary movement of migrants in quest of improved livelihood by low-skill, low-wage workers as well as high-skill and high-wage workers from less developed rural areas to more developed urban areas especially among the poor in the developing countries (Adepoju 2004; ECA, 2006). One significant source of livelihood for the rural populace as a result of this increasing drift towards the cities is however remittances. Recently, migrants’ remittances and the income multipliers they create are becoming critical resources for the sustenance strategies of receiving households and are also agents of regional and national development (World Bank, 2005). Different studies have also shown that remittances from migrants generally exert a strong impact in the reduction of poverty, and sustenance of livelihoods.(IMF,2005; de Haas, 2006; Pozo,2007;World Bank,2007). The use of remittances by any population is a function of the volume of remittances and a variety of other remittance-related factors. Subsequently, researches have highlighted the uses of remittances to include *Consumption* (Clark 2004). (Borovnik 2004) (Dennis 2003), *Investment* (Connell and Conway 2000), *Education* (Clark 2004; Borovnik 2003) *Housing* (Connell and Brown, 2005), and *Social Uses* e.g weddings, church donations funerals, and other ceremonies (Walker and Brown (1995), (So’o 1998). In addition, (Scott 2003) and (Macpherson 2004) opined that another way in which migration impact on rural communities is through the initiation of developmental projects by the migrants. Thus migrants usually embark on a range of village facilities including schools, dispensaries, electricity, access roads, and water projects in order to uplift the development of their places of origin, which in this case refers to rural communities in southeastern Nigeria.

Nigeria, which is one of the developing countries of the world has a population of about 140 million, and is Africa’s most populous country (Federal Government of Nigeria (FGN) 2009). Nigeria not only has more large cities but also the highest total urban population of all countries in sub-Saharan Africa. Since independence, Nigerian urban population has grown from 11% of the total population in 1952 to 46% in 2002 and 48.2% in 2005 with rates of urban population growth consistently exceeding overall population growth rate (Ajaero,2008).Migration from the rural areas to urban centres is therefore a common livelihood strategy especially in southeastern Nigeria because of competition for environmental resources in the area. These rural-urban drifts have left the southeastern Nigeria rural areas with demographically unbalanced proportions of dependent populations such as women, children and older and /or aged persons.

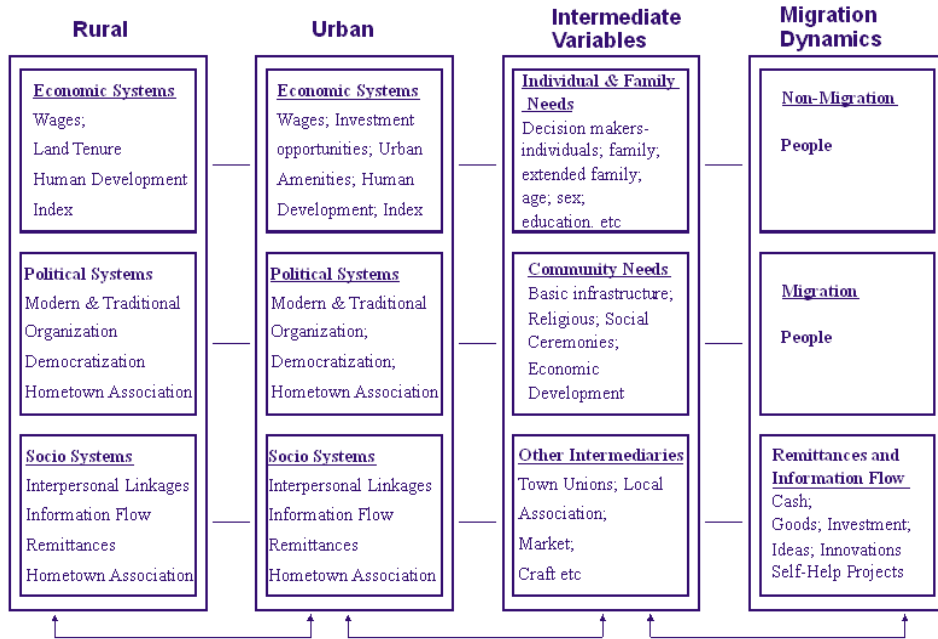
Furthermore, in terms of population size, and population density of the states in Nigeria, four states in Southeastern Nigeria (Anambra, Imo, Abia and Enugu) are among the seven most densely populated states of Nigeria, implying that the Southeastern Nigeria is the most densely populated region in Nigeria (Nwajiuba, 2005). It has in fact been stated that apart from the Island of Mauritius, Southeastern Nigeria is the most densely populated part of sub-Saharan Africa (NPC, 1998).As a result of the high population

density and consequent human pressure on environmental resources, there is intense competition for the available resources in the area. Subsequently, migration especially rural-urban migration in this part of Nigeria is seen as a viable livelihood strategy (Nwajiuba, 2005 ; Ajaero and Mozie, 2011). There is therefore pressing need for studies that will quantify the socioeconomic impacts of rural-urban migration on rural populations, and also prioritize areas of developmental interventions in the rural areas especially in the developing countries. This quantification and prioritizing areas of developmental interventions are greatly needed in South-eastern region of Nigeria where rural-urban migration studies are almost non-existent, and where the population are highly migratory hence the import of this research. The findings of this work, it is hoped will assist governments, corporate organisations and policy makers in identifying areas of possible emphasis for accelerated socioeconomic development of the rural communities in the study area.

## **Research Methodology**

### **Conceptual Framework**

This study made use of the Systems Framework of Rural-Urban Linkages and Migration. This framework was developed by Akinyemi, Oloapa and Oloruntimehin (2002) and it views the interrelationship between rural-urban linkages and migration dynamics as systems and processes respectively. The framework recognizes the existence of economic, political and socio systems in both rural and urban areas. However, it notes that there exist variations in the components of these systems between the rural and urban areas. These systems are further affected directly or indirectly by intervening variables of traditional and non-traditional organizations, world economic/ political order, community/family system, society/community needs, and by other intermediaries, such as, hometown associations or town unions. For instance, it assumes that there exist wage differentials and linkages between the residents of a rural area and the residents of an urban area that may influence a person to desire to migrate from a rural area to an urban area. According to this framework, the rural dweller considers the rural-urban linkages as well as the intermediate variables before making the decision to migrate or not or even to depend on remittances from the people that have migrated (Figure 1). One of the major areas this framework recognizes is the existence of remittances from the rural-urban migrants in the form of cash, goods, ideas etc, which play vital role in socioeconomic development of the rural areas. Also, this framework highlights the importance of town unions in actualizing the socioeconomic needs of their rural communities of origin. In this work, this framework will also assist in the examination of the roles of town unions in the development of their rural areas of origin with regard to the nature of developmental projects they embark on in the rural areas.



**Figure 1:** Systems model of rural-urban linkages and migration. (Source: Akinyemi, Olaopa and Oloruntimehin, 2002)

**2.2. Study Area, and Data Collection.**

Southeastern Nigeria, the study area for this research comprises of five States of Abia, Anambra, Ebonyi, Enugu and Imo. These states in Southeastern Nigeria have homogenous socio-economic, environmental and agro climatic characteristics hence their choice for this study. Table 1 shows that the population of the study area according to the 2006 population census is 16, 395,555 persons (FGN, 2009). The population density of the area is therefore approximately 728 persons per square kilometre which is far greater than the national average population density of approximately 168 persons per square kilometre.

**Table 1: Population Distribution of the Study Area**

States	Males	Females	Total Population
Abia	1,430,298	1,415,082	2,845,380
Anambra	2,117,984	2,059,844	4,177,828
Ebonyi	1,064,156	1,112,791	2,176,947
Enugu	1,596,042	1,671,795	3,267,837
Imo	1,976,471	1,951,092	3,927,563
<b>Total</b>	<b>8,184,951</b>	<b>8,210,604</b>	<b>16,395,555</b>

Source: FGN (2009)

From these states, fifteen (15) local government areas (LGAs) were purposely selected based on population size, and location, with each of selected the local government areas representing a senatorial district. From each of the local government areas (LGAs), fifty (50) migrant-sending households were used for the study totalling seven hundred and fifty (750) households. In collection of data for this research, household questionnaire was used to capture data from respondents so as to derive information on the selectivity of migration, uses of remittances sent by migrants as well as the various developmental projects embarked upon by the migrants in their rural areas of origin in the past three years. Key Informant Interviews or In-Depth Interviews (IDI) were also conducted with the traditional rulers and opinion leaders in the study area considered to be adequately knowledgeable. The interviews were used to gather ethnographic information especially those which may be difficult to be adequately captured by the questionnaire.

**Data analyses**

In the data analysis, this study utilized descriptive methods in depicting the selectivity of migration in the study area. In order to quantify the impacts of migration towards the socioeconomic development of the study area, a multiple regression analysis was used to estimate the contributions of the projects executed by the migrants in urban areas, and the uses of remittances by rural-recipient households towards the socioeconomic development in the study area. The analyses in this work are carried out on the premise that there exists a paradigm shift towards sustainable development with regards to the unique and specific needs of the population involved and not on the “holistic and universal” view of what development should entail. The regression equation used is of the form:

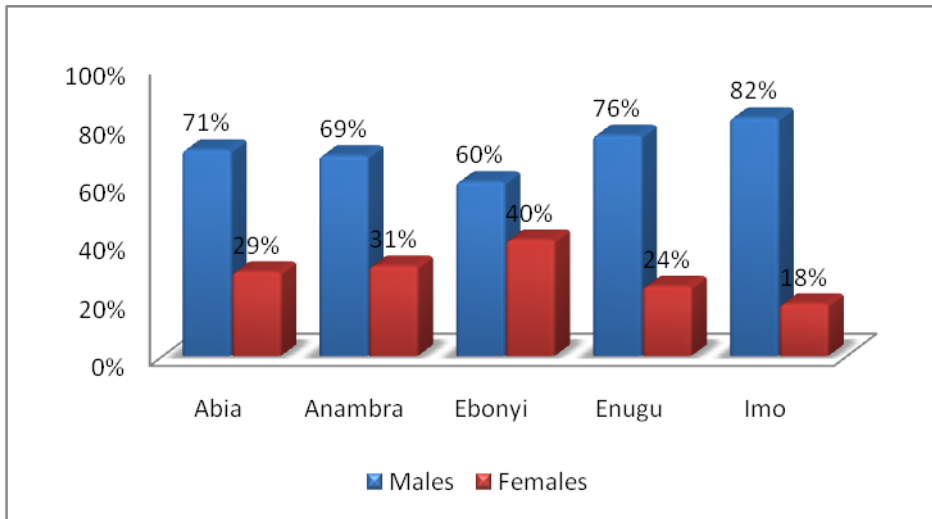
$$Y = a + bX_1 + cX_2 + dX_3 + eX_4 \dots zX_n \dots \dots \dots (1)$$

Where *Y* represents socioeconomic development (dependent variable), *a* is the constant that scales the equation, *b.....z* represents the developmental projects, and uses of remittances (the independent variables) and *X<sub>1</sub> .....X<sub>n</sub>* refers to the regression coefficients of the independent variables. Furthermore, Chi Square and Kruskal-Wallis tests are used to examine the association between the impacts of the migration and various locations in the study area. The results of the analyses are presented in charts, map, and tables

**Results and Discussion**

**Sex distribution of rural-urban migrants in Southeastern Nigeria**

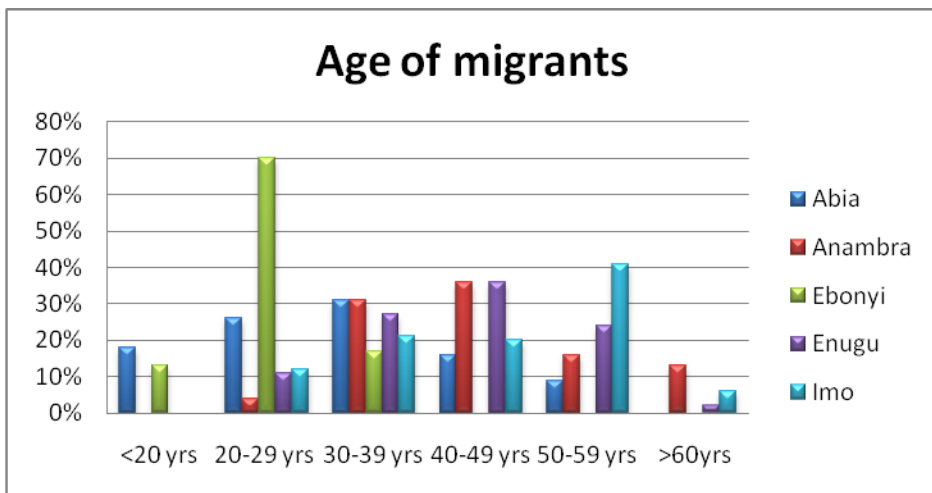
Studies have indicated that migration has been gender selective in different parts of the world (Ajaero and Onokala, 2011). In the study area, Figure 2 shows that across the states of the study area, most of the migrants are males. Specifically, 82% of males migrated in Imo State as against 18% of females. In all the states studied, more than half of the migrants are males while Ebonyi State has the greatest proportion of female migrants who make up 40% of the migrants in the State. The major reason for this dominance of male migrants according to ethnographic information from the fieldwork is because there is more pressure on the males to succeed. Therefore, the males migrate early and when they have stabilized, they may come back to take their family members or marry. Some even leave their families in the rural areas and periodically pay them visits.



**Figure 2: Sex Distribution of Migrants Across the States in the Study Area**

3.2. Age at migration of migrants in Southeastern Nigeria.

In this study, it is discovered that the ages at migration of the migrants in the States of the study area fall mainly between 20 to 59 years with variations occurring spatially between the states, and demographically between the different age brackets. With respect to figure 3, migrants aged less than 20 years old were encountered only in Imo and Abia States. On the other hand, none of the migrants in Anambra and Ebonyi States was aged more than 50 years.



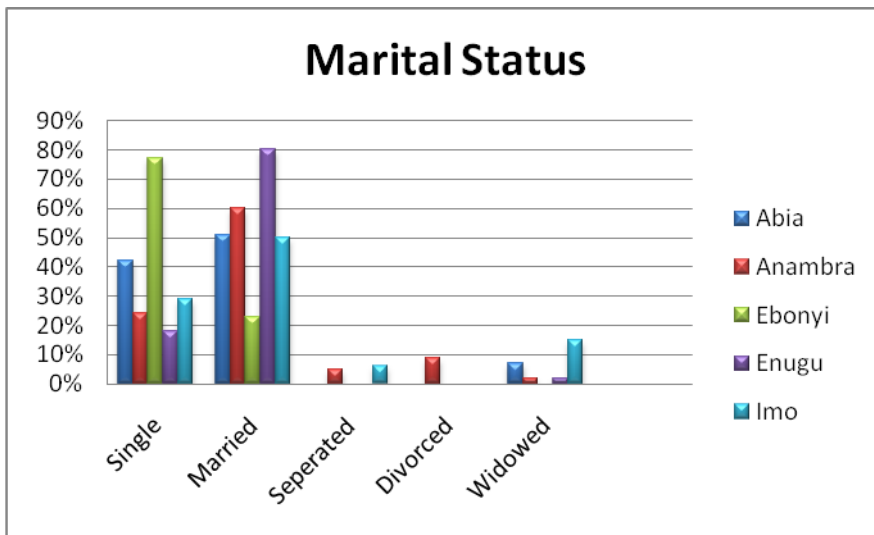
**Figure 3: Age of Migrants Across the States in the Study Area.**

The fieldwork also revealed that the young people migrate more because it is at young ages that the males engage in the struggle for self-actualization in the study area. On the

other hand, the migration of the aged especially those aged 50 years and above is an indication of the great importance attached to caring for the aged in the study area. It also an indication of the affluence achieved by migrants in their places of destination, hence their capability to shoulder the responsibility of sustaining their parents.

**Marital status of migrants in Southeastern Nigeria**

Comprehension of the marital status of migrants is a good indicator of the reasons for any migration streams as particular marital status usually point to a migration-driving factor. For instance, migration of single persons usually point to migration for education, and quest for a source of livelihood in terms of maybe looking for job, being newly employed or even learning a trade. For married migrants, it usually portends, getting married and joining spouses as the reasons for migration. Between the states of the study area, more than 80% of migration occurred between those that are single and those that are married. Ebonyi state also has the greatest proportion of 77% of single migrants while Enugu state has the least proportion of 18% of single migrants (figure 4). With regards to married migrants, Enugu state has the greatest proportion of 80% of married migrants while Ebonyi State has the least proportion of 23% of married migrants. It is only in Anambra state that divorced persons migrated while Ebonyi State has no widower as a migrant. This is because the divorcees in Anambra state are relatively more educated and exposed and can afford to migrate on their own. On the other hand, in Ebonyi state, the divorcees or widowers due to high level of dependence of females on men may end up going back to their parents’ houses instead of migrating independently. Furthermore, it is only in Abia and Enugu State that separated persons migrated in the study area.

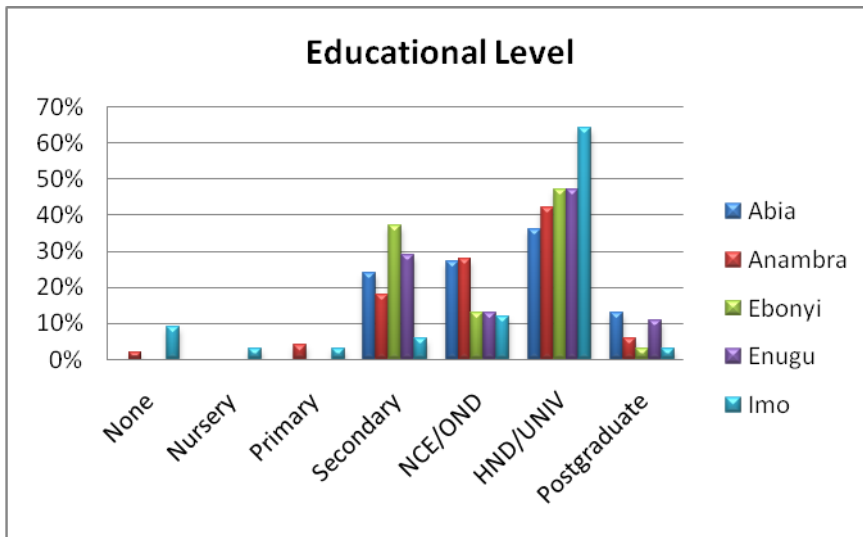


**Figure 4: Marital Status of Migrants Across the States in the Study Area.**

On the whole, however, as earlier stated, migrants within the groups of the separated, widowed and divorced make up less than 20% of the entire migrant stock in the study area.

### Level of education of migrants in Southeastern Nigeria

In the study area, most migrants fall within the group of people that are undergoing, or have concluded secondary school education. In fact, majority of the migrants across the states migrated when they were either HND or university students. This group of migrants was followed in volume of migration by secondary school, NCE or OND students (Fig 5). These three groups usually represent the stage at which most people leave their parents to seek for education as some of these educational institutions may not be present at the rural areas of the migrants.



**Figure 5: Level of Education of Migrants at Time of Migration Across the States in the Study Area.**

In conclusion, a grasp of the selectivity of migration in the study area as shown highlighted above is of great relevance to policy makers and developmental agencies. This is because, it serves as an indicator of the population sub groups that developmental policies and strategies should be more targeted at. Having highlighted, the selectivity of rural urban migration, the estimates of magnitude of impacts of migrations are also needed in order to achieve accelerated development of the study area. The analyses of the developmental impacts of migration in the study area would therefore be appraised in the subsequent sections of this paper

### Impacts of rural-urban migration on the socioeconomic development of the study area

The impacts of rural-urban migration in the places of origin of migrants are usually manifest in the various projects embarked upon by either the migrants, and or on the various uses remittances are put to by remittance-receiving households. A combination of the community projects embarked by migrants, and the uses of remittances by households serve as indicators of the concept of “development” through the mental lens of the



population concerned. In this regard, and in tandem with contemporary praxis, the paradigm shift in the meaning of development emphasizes personal satisfaction consequent on improvement in quality of life/livelihoods of the “individual”, and or ‘population’ involved in the developmental process (Ajaero and Onokala, 2011). Accordingly, each population scales community developmental projects, and uses of remittances in the order of importance they believe will translate to maximum improvement in their quality of life and ensure their satisfaction and happiness. . It is also the existence of these projects and uses of remittances derivable from the migration process that reflect the level of socioeconomic development traceable to migration. Findings of this study show that in addition to developmental projects embarked on by migrants, the populations left behind also make use of the remittances sent to them for various purposes. A combination of these projects and the various uses of remittances according to the respondents lead to improvement in their quality of life. The regression analysis was therefore carried out using the variables representing uses of remittances, and projects embarked upon by migrants in the rural communities.

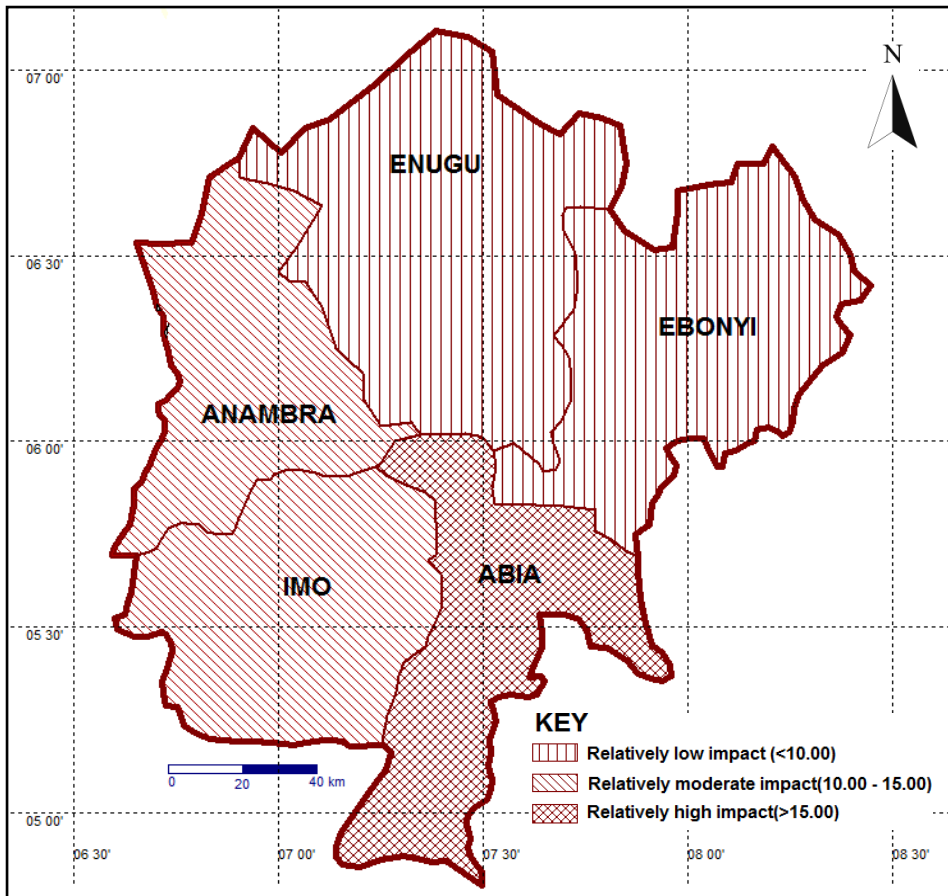
Consequently, the results of the regression analysis have a constant ( $a$ ) of 1.879. The positive value of the constant signifies that on aggregate terms, migration impacts positively towards the socioeconomic development of the rural communities in the study area. Furthermore, the calculated F value from the ANOVA which is used to test the significance of the regression analysis is 0.640. Since this calculated F value is less than the table F value, it means that there really exist significant relationship between the independent variables (the uses of remittances, and community projects embarked on by migrants) and the dependent variable which in this case represents socioeconomic development. Table 2 below shows the estimates of the contributions of the independent variables to socioeconomic development of the study area. For instance, it can be seen that any each 0.054 increase in using remittances to train children in school translates to one unit increase in happiness or improvement in the quality of life of the population (which they view as socioeconomic development) keeping all other factors constant. Alternatively, each 0.067 decrease in the use of remittances to execute funerals in the study area translates to one unit increase in the socioeconomic development through the mental lens of the rural communities. Moreover, it is worthy to mention that the projects which the rural communities view as being most important to their socioeconomic development are electricity, and water supply projects. These social amenities are generally lacking in rural communities in Nigeria. Unfortunately also, in some big urban centres of Nigeria, these amenities are also either lacking, grossly inadequate or epileptic in supply. As a matter of fact most households in Nigeria own electric generating sets, others depend on tanker-sold water, yet the greater majority of rural dwellers trek for up to 2-4 hours just to fetch water, which in most cases are contaminated with impurities.

**Table 2: Regression Analysis Results of Impacts of Migration on Socioeconomic Development**

Migration impact variables	Regression coefficients
Debt Repayment	0.080
Buying of food	0.001
House building/maintenance	0.043
Savings	0.013
Education of children	0.054
Investments	0.044
Funerals	-0.067
Purchase of household goods	0.029
Education project	0.044
Electrification project	0.124
Water supply project	0.097
Road project	0.007
Agricultural project	-0.091
Church project	0.046
Other projects	0.052

(Source : Fieldwork and authors' computation)

Using the regression coefficients above, the magnitude of socioeconomic impacts of migration in the study area was computed. As shown in figure 6 below, the impacts of migration is grouped into three categories. These categories are areas of relatively high impacts, areas of relatively medium impacts and areas of relatively low impacts. Imo and Anambra states are the states where there exist relatively less developmental importance attached to remittances from migration, and the projects implemented by migrants in the past three years. The relatively less importance attached to impacts of migration in these two states may be due to the fact that these states are more self sustaining than other states. For instance, Imo state arguably has the greatest proportion of educated population within the study area, thus they have been used to most of the variables associated with migration. Over time, therefore the value attached to these migration impact variables may have been experiencing dwindling importance to the population. On the other hand, Anambra state is easily the “business hub” of the study area as the state is replete with diverse local and international manufacturing, services, and trade enterprises. Moreover, most of the populations of Anambra state usually locate their investment companies within their rural home localities, thereby minimizing the incidence of rural out migration in the state. Consequently, the proportion of their population that depends on migration, and the value attached to proceeds of migration is minimal.



**Figure 6: Map of Southeastern Showing the Magnitude of Impacts of Rural-Urban Migration Across the States of the Study Area.**

The map above also shows that relatively high developmental impact of migration is felt in Enugu and Ebonyi states. The populations of these states appear to be the least educated in the study area. Their populations are also usually sole entrepreneurs, and minimally involved, and in most cases not involved at all, in large business enterprises. Consequently, they view migration as a major livelihood strategy after agriculture, hence the great importance they attach to the impacts of migration. Finally, Abia state experiences medium developmental impacts of migration. This is because Abia state populations combine both educational excellence and business enterprises in their quest for improvement of their livelihoods. However, the population is not as educated as those of Imo neither are they as business oriented as their counterparts in Anambra state. They

are nevertheless better off than their counterparts in Enugu and Ebonyi with regards to both education and business enterprises.

Since both Table 2 and Figure 6 above have shown that on aggregate terms, rural out-migration contributes positively towards the socioeconomic development of the study area, Chi Square and Kruskal Wallis analysis are used to pinpoint the exact influences of the independent variables across the different states of the study area. In this regards, the Chi Square test is used to determine whether there exist significant variations in the general impacts of these variables as indicated by the regression analysis across different parts of the study area. On the other hand, the Kruskal Wallis analysis is used to prioritize areas of policy and strategic interventions with regards to maximizing the developmental impacts of migration in the different states of the study area. Subsequently, Tables 3 and 4 show the results of the Chi Square analyses for the states in Southeastern Nigeria. The tables show that while the impacts of some developmental variables differ significantly across the study area, the impacts of other developmental variables are generally uniform across the study area.

**Table 3 : Chi Square Analysis of the Uses of Remittances in the Study Area.**

<b>Migration Impact Variables</b>	<b>Chi square results</b>	<b>Level of significance</b>
Debt repayment	3.53	0.474
Buying of food	1.58	0.812
House building/ maintenance	36.67	0.000*
Savings	11.17	0.025*
Education of Children	32.31	0.008*
Investment	72.63	0.000*
Funerals	48.61	0.000*
Purchase of household goods	15.66	0.004*
Other uses	1.93	0.748

(Source : Fieldwork and authors' computation) \*significant values.

With regards to the various uses of remittances by rural households, it can be seen that importance attached to debt repayment, buying of food, and other miscellaneous uses are generally uniform across all the states of the study area. On the other hand, it is seen that other uses of remittances vary significantly in importance attached to them across the constituent states of the study area. These findings seem to suggest that even within Southeastern Nigeria, socioeconomic development does not progress uniformly across the five states. It also seems to suggest that the concept of 'development' may be different to different populations of these states. This brings to the fore the importance of viewing development from the world-view of the affected population rather than assuming that development is holistic.

Table 4 : Chi Square Analysis of the Community Projects by Migrants in the Study Area

Migration Impact Variables	Chi square results	Level of significance
Education project	23.93	0.000*
Electrification project	100.44	0.000*
Water supply project	31.87	0.000*
Road project	13.29	0.100
Agricultural project	10.31	0.036
Church project	22.48	0.000*
Other projects	6.40	0.171

(Source : Fieldwork and authors' computation) \*significant values

Table 4 above indicates that the importance attached to road projects, agricultural projects and other miscellaneous projects does not vary significantly across the states in the study area. This may be due to the fact that all the rural communities in the study area are predominantly agricultural. Furthermore, the road networks in these rural communities are generally deplorable. In several cases, neighbouring communities may be cut off from each other for months and even years due to non availability of accessible roads. The Chi Square results seem to confirm our earlier position that development is not uniform, or that the populations view development differently across the states in the study area.

Consequently upon the findings of the Chi Square analysis, the results of the Kruskal Wallis analysis helps to pinpoint the specific variations in the impacts of migration across the different states. The Kruskal Wallis results are of great importance to government, organizations, policy makers, and other stakeholders involved in bringing socioeconomic development to these rural communities. For each of the independent variable, Tables 5 and 6 show the states which need more, and urgent intervention policies and measures with regards improving socioeconomic development in the study area. Table 5 below shows the results of the Kruskal Wallis analysis on the various uses of remittances by households in the study area.

Table 5 : Results of Kruskal Wallis Analysis on the Uses of Remittances

Migration Variables	Impact	Abia	Anambra	Ebonyi	Enugu	Imo
Debt Repayment		191.62	207.09	198.83	191.82	192.78
Buying of food		203.60	203.54	194.29	191.85	190.71
House building/maintenance		173.76	184.30	<b>243.25*</b>	<b>219.73*</b>	176.62
Savings		208.84	191.31	213.85	187.11	186.31
Education of Children		<b>248.82*</b>	182.17	189.68	184.35	178.69
Investments		190.34	158.94	<b>250.35*</b>	<b>235.03*</b>	167.81
Funerals		<b>169.40*</b>	201.68	221.90	230.65	<b>171.52*</b>
Purchase of household goods		<b>184.65*</b>	202.05	205.51	222.69	<b>176.09*</b>
Others		196.42	198.61	196.88	196.76	194.00

(Source : Fieldwork and authors' computation) \*significant high/low developmental values

The ways the populations utilize remittances to pay for debt, to buy food, and to engage in family savings appear to follow the same trend across the study area. It will therefore appear that the rural populations are relatively poor since they even depend on migrant remittances for taking care of a necessity as food. With regards to house building/maintenance, Ebonyi and Enugu states represent the areas where their implementation with remittances is considered of great developmental importance. With regards to education, Abia state populations consider education of household members to be a great indicator of development, hence the high value attached to it. In all, it can be seen that Anambra and Imo states depend relatively less than other states on remittances to solve households' developmental issues. The results of the Kruskal Wallis analysis seem to agree with the results of both the regression, and the Chi Square analyses which showed that migration impact more in Enugu and Ebonyi states, and less in Imo and Anambra states.

In addition, the regression results seem to have further been corroborated by the results of the Kruskal Wallis analysis on the projects embarked upon by migrants as indicated in

Table 6.

Table 6 : Results of Kruskal Wallis Analysis on Community Projects by Migrants

Migration Impact Variables	Abia	Anambra	Ebonyi	Enugu	Imo
Education project	<b>231.33*</b>	197.32	168.50	178.54	197.18
Electricity project	181.15	164.20	<b>229.95*</b>	<b>272.42*</b>	151.99
Water supply project	198.52	171.49	<b>222.50*</b>	<b>227.65*</b>	170.41
Road project	209.35	208.92	190.66	187.20	182.44
Agricultural project	216.37	190.05	193.88	190.18	188.89

(Source : Fieldwork and authors' computation) \*significant high/low developmental values

Road projects and Agricultural projects seem to be given relatively uniform attention by migrants across the five states. The reason for that has been elucidated in the earlier section of this work. It also obvious that the rural populations across the five states in the study place relatively equal importance to road development, and agricultural development as an indicator of socioeconomic development. In comparison to the results in table 5, Table 6 also shows that the rural populations in Abia state view education projects by migrants as an important indicator of socioeconomic development than the rural populations in the other four states. Furthermore, table 6 shows that Enugu State and Ebonyi states lack more of the electricity and water supply amenities than the other states. It would seem therefore that electricity and water supply projects are considered very important indicators of socioeconomic development in the two states. On the other hand, it can be seen that Imo state populations consider electricity and water supply projects less an indicator of socioeconomic development across the study area. The above results also seem to collaborate the earlier findings of the map on the magnitude of the impacts rural-urban migration on the rural communities across the states in the study area.

### **Summary of Findings and Recommendations**

This work has shown that the selectivity of migration in the study area favours males over women with Imo state having the greatest proportion of male migrants. Also, the young and aged people migrate in the study area but for different reasons even as majority of the migrants are secondary, and post-secondary school students. Ebonyi state has the greatest proportion of migrants aged 20-29 years while Imo state has both the greatest proportion of migrants aged 50 years and above, and migrants that are university students prior to migration. With regards to marital status of migrants, more than 80% of them are either single or married while less than 20% of them are widowed, divorced, and separated. In all, Ebonyi and Enugu states have the greatest proportion of single and married migrants respectively.

The regression analysis also revealed that on aggregate terms, and across the states, water supply, and electricity projects attract more importance as indicators of development than other migration variables. Consequently, the estimation of the developmental impacts of migration variables categorized the study area into states with relatively high impacts (Anambra and Imo), states with relatively low impacts (Ebonyi and Enugu) and State with relatively medium impacts (Abia). Furthermore, the Chi Square analyses show that while there exist significant variations attached to some of the migration variables in the study area, other variables appear to have generally uniform development value attached to them across board. Some of the variables that have significant variation in developmental values in the study area include education projects, electrification projects, investments and house building/maintenance. Finally, the Kruskal Wallis test helped to pinpoint exact areas of policy interventions for accelerated development of the states in the study area. For instance, the results show that intervening in education of family members is a great developmental need in Abia state.

Consequent upon the findings of this study, it is recommended that, governments, development agencies, NGOs, and policy makers pay more attention to the developmental needs of the populations especially as it concerns establishment of infrastructures such as water supply and electricity. In doing this, care should also be taken to ensure that the intervention measures for each state are reflective of the variables that the population of the state noted to be areas their priority needs. If these measures are properly implemented, it will help in stemming the tide of rural-urban migration in the study area, retain demographically active populations, and promote sustainable development of the study area.

### **Acknowledgement**

This research was supported by the International Foundation for Science (IFS), Stockholm, Sweden, through a grant to Chukwuedozie Kelechukwu Ajaero.

## References

- Adams, R.A. (2006a). Remittance and Poverty in Ghana. World Bank Policy Research Working Paper 3838.
- Adams, R.H. (2006b). Remittances, poverty, and investment in Guatemala, in International Migration, Remittances and the Brain Drain, Ozden, C. and Schiff, M. (eds). Washington D.C.: World Bank and Palgrave Macmillan. Pp. 53-80.
- Adepoju, A. (2004). Changing Configuration of Migration in Africa'. Migration Information Source; <http://www.migrationinformation.com/Feature/display.cfm?ID=251>.
- Ajaero, C.K. (2008). Spatial Impacts of rural-urban migration on rural livelihoods in Southeastern geopolitical zone of Nigeria. Unpublished Ph.D Seminar, Department of Geography, University of Nigeria, Nsukka.
- Ajaero, C.K. (2011). Human Migration Studies: State-of-the-art. Unpublished Ph.D Seminar, Department of Geography, University of Nigeria, Nsukka.
- Ajaero, C.K and A.T. Mozie (2011). *The Agulu-Nanka gully erosion menace: what does the future hold for population at risk?* in Climate Change and Migration: Rethinking Policies for Adaptation and Disaster Risk Reduction, Leighton, M; Shen, X and Warner, K (eds). United Nations University-Institute for Environment and Human Security (UNU-EHS) and Munich Re Foundation Working Paper No. 15/ 2011 pp72-79. Available at [www.ehs.unu.edu/file/get/5395](http://www.ehs.unu.edu/file/get/5395)
- Ajaero, C.K. and P.C. Onokala (2011). Spatial appraisal of socioeconomic impacts of rural out-migration in the Niger Delta region. Proceedings of TTI and CPED Workshop on Confronting the Challenges of Development, Environmental Management and Peace Building in the Niger Delta: Beyond the Amnesty, Benin, 28<sup>th</sup> -29<sup>th</sup> July, 2011. pp 23-34.
- Borovnik, M. (2004). Seafarer remittances to Kiribati: where do the benefits fall? Unpublished paper to 'Beyond MIRAB: the Political Economy of Small Islands in the 21st Century', Victoria University, Wellington.
- Clark, P. (2004). The economic impact of contracted labour upon the livelihoods of small Pacific Island States: an examination of the expenditure patterns of I-Kiribati and Tuvaluan seafarers and their dependents. Unpublished Masters of Social Planning and Development thesis, University of Queensland.
- Connell, J. and R.P.C. Brown (2005). The Remittances of Migrant Tongan and Samoan Nurses in Australia. *Human Resources for Health*, 2 (2).
- Connell, J. and D. Conway (2000). Migration and Remittances in Island Microstates: A Comparative Perspective on the South Pacific and the Caribbean. *International Journal of Urban and Regional Research*, 24, 52-78.
- De Haas, H. (2006). Engaging Diasporas. How Governments and Development Agencies can support Diaspora Involvement in the Development of Origin Countries. A Study for Oxfam Novib. Den Haag.



- Dennis, J. (2003). Pacific Island Seafarers. A study of the economic and social implications of seafaring on dependents and communities. Secretariat of the Pacific Community, Suva.
- De Sherbinin, A. (2006). Rural household micro-demographics, livelihoods and the environment. Background paper, Population-Environment Research Network Cyber seminar, 10-24 April 2006.
- Economic Commission For Africa (ECA) (2006). International Migration and The Achievement of MDGs In Africa. Paper presented at the International symposium on International Migration and Development. Turin, Italy, 28-30 June, 2006
- Federal Government of Nigeria (FGN) (2009). Federal Republic of Nigeria Official Gazette Vol.94, No.4 Government Printer Lagos.
- International Monetary Fund.(IMF) (2005). *World Economic Outlook*. The International Monetary Fund.
- International Organization for Migration (IOM) (2009). Migration in Nigeria, A country Profile (prepared by A. Afoloyan). IOM, Geneva, Switzerland
- Hossain, M.Z. (2001). Rural-urban migration in Bangladesh: a micro level study. Paper presented at the Brazil IUSSP conference. August 20-24
- Macpherson, (2004). Transnationalism and Transformation in Samoan Society, in V. Lockwood, (Ed) Globalization and Culture Change in the Pacific Islands, Pearson, New Jersey, 165-181.
- National Population Commission (1998). 1991 Population Census of the Federal Republic of Nigeria: Analytical Report at the National Level. Government Printer, Abuja
- National Population Commission (2004). The 2003 Nigeria Demographic and Health Survey: Findings and Implications for Action South East Zone. Government Printer, Abuja
- Nwajiuba, C. (2005). International Migration and livelihoods in Southeastern Nigeria'. *Global Migration Perspectives*. Geneva No. 50.
- Scott, G. G. (2003). Situating Fijian Transmigrants: Towards Racialised Transnational Social Spaces of the Undocumented, *International Journal of Population Geography*, 9, 181-198.
- So'o, A. (1998). The Price of Election campaigning in Samoa, in P. Larmour, Ed, *Governance and Reform in the South Pacific*, National Centre for Development Studies, Australian National University, Canberra,289-304.
- Walker, A. and R.P.C. Brown (1995). From Consumption to Savings? Interpreting Tongan and Western Samoan Sample Survey Data on Remittances. *Asian and Pacific Migration Journal*, 4, 89-116.
- World Bank. (2005). *Empowering People By Transforming Institutions: Social Development in World Bank Operations*.
- World Bank.(2007).World Bank Indicators Online. Washington, DC: World Bank.<http://econ.worldbank.org>.